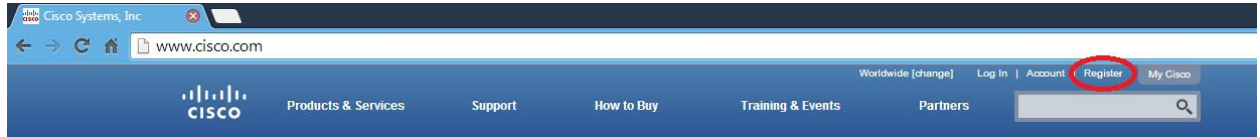


ขั้นตอนการรับ Cert. CCNA

วรเดช อ่อนละมัย (อ.คิว) เรียบเรียง

รูปที่ 1. เข้าไปที่เว็บไซต์ www.cisco.com หลังจากนั้นให้ทำการเลือกเมนู Register เพื่อทำการสมัคร Username และ Password ให้กรอกข้อมูลใน Cisco.com Register ให้ครบถ้วน *** Username และ Password หลังจากสมัครแล้วต้องจดเก็บไว้ให้ดีนะคะเพราะมีความสำคัญสำหรับการที่จะรับใบ Cert. ในวิชาถัดไปครับ***



Welcome to Cisco Cisco.com Registration

Account Type:	<input type="text" value="Customer"/>	Learn More.
Language:	<input type="text" value="English"/>	
User ID		
Business Email:	<input type="text"/>	
First Name:	<input type="text"/>	
Last Name:	<input type="text"/>	
User ID:	<input type="text"/>	
Password:	<input type="text"/>	
Retype Password:	<input type="text"/>	
Contact Information		
Company/Organization:	<input type="text"/>	
Job Role (optional):	<input type="text" value="select one"/>	
Job Level (optional):	<input type="text" value="select one"/>	
Phone Number:	<input type="text"/>	
Country:	<input type="text" value="select one"/>	
Address:	<input type="text"/>	
Address (optional):	<input type="text"/>	
City:	<input type="text"/>	
State/Province/Region:	<input type="text"/>	
Zip Code / Postal Code:	<input type="text"/>	
<input type="checkbox"/> I would like to receive communications about products and offerinos from Cisco and		

Security

Type the characters
below:



Try a new code

Security Question 1:

select one



Security Question 2:

select one



Submit

By clicking Submit I agree to the use of my personal information according to the [Cisco Privacy Statement](#).
I understand that my personal information may be transferred for processing outside my country of residence,
where standards of data protection may be different.

รูปที่ 2. – เมื่อทำการสมัคร Username และ Password เสร็จสิ้นแล้ว หลังจากนั้นไม่เกิน 2 วัน จะได้รับอีกเมลล์จากทาง cisco เป็น E-mail : Congratulation ในข้อความจะมีลิงค์ที่แนบมาให้ด้วย

www.cisco.com/go/certifications/login ให้กดเข้าไปในลิงค์ได้เลยนะคะ แล้วกรอกข้อมูล Username และ Password ที่ทำการสมัครจาก www.cisco.com ให้นำมากรอก ตามรูปด้านล่างนี้เลยนะคะ

https://sso.cisco.com/author/forms/CDClogin.html

ล็อกอิน

ภาษา: Thai (ภาษาไทย)

ล็อกอินเข้าสู่บัญชีของคุณ

ชื่อผู้ใช้
XXXXXXXXXXXX

รหัสผ่าน
.....

ล็อกอิน

ลืมชื่อผู้ใช้หรือรหัสผ่าน?

สร้างบัญชีใหม่

การเข้าใช้งาน มีหลายระดับ ขึ้นอยู่กับความสัมพันธ์กับ Cisco กรุณา
เลือกระดับการลงทะเบียน และเลือกระดับที่เหมาะสมกับคุณ

ลงทะเบียน

รูปที่ 3. – หลังจากกด Login แล้วจะมีหน้าต่างเว็บไซต์ตามรูปด้านล่าง Certification Tracking System แล้วให้กรอก CSCO ID xxxx และ Authorization Code xxx ที่ทาง Cisco ได้ส่งเมลล์มาให้ และก็กดปุ่ม Submit หมายเหตุ – ใน ส่วนของ Authorization Code xxx มีวันหมดอายุ 7 วันถ้าเกินจะใช้ไม่ได้นะครับ

CISCO

Solutions Products & Services Ordering Support Training & Events Partner Central

HOME
LEARNING AND EVENTS
CAREER CERTIFICATIONS AND PATHS
CERTIFICATION RESOURCES
CERTIFICATION TRACKING SYSTEM
About Certification Tracking System
Certification Tracking System Tool

Career Certifications & Paths
Certification Tracking System

Account Migration

Welcome Phanthat Paja

If you are not Phanthat Paja, please close all open browser windows and start a new session by opening a new browser window.

Security notice: You are logged in with the Cisco.com ID: **taawaan_21**. If you enter your CSCO ID and Password below, you will be mapped to the Cisco.com ID: **taawaan_21** and will have to use the same Cisco.com ID to log into Certification Tracking System in the future.

In order to map your Cisco.com profile to your Certification Tracking System profile, you will need to enter your CSCO ID and your Certification Tracking System password OR the Authorization Code from your account activation email.

I am an existing candidate and I have logged in before. I am a new candidate and I have not logged in before.

CSCO ID*: CSCO ID**:

Password*: OR Authorization Code*:


* Used to log into this site before ** These details can be found on the new account email sent by Credential Management.

If you do not have your authorization code or password, you may login with the information contained in your score report: [click here](#)

[Forgot your password?](#)

Click [here](#) for login assistance


รูปที่ 4. – เมื่อกดปุ่ม Submit แล้ว จะมาที่หน้านี้ตามภาพด้านล่างให้ตรวจสอบ ชื่อ-นามสกุล, ที่อยู่, อีเมลล์, ให้ถูกต้อง



Personal Information

Phanthat Paja - CSC012671414
Congratulations your Cisco.com profile has been mapped to your Certification Tracking System profile. Effective immediately, your Cisco.com username and password will be required to access your Certification Tracking system profile.

Logout
Logout

Home
Personal Information 
Update Personal Info

Certification Self Study
Cisco Learning Network

Help
Contact Us

Candidate Record

The following fulfillment bundles are awaiting address verification:

- CCNA-Kit

If the address listed below is correct, please press "Verify" at the bottom of the page.
If incorrect, use the Update Personal Info link to edit your information.

Fields marked with an * are required.

General Information Verify that name is as it should appear on certificate.

ID Name	ID	Last Updated
VUE ID	234745084	08/19/2014
Cisco ID	CSC012671414	08/22/2014
CCO ID	taawaan_21	

First Name **Phanthat**
Middle Name
Last Name **Paja**
Company Name

Addresses

A valid mailing address is required (PO Box cannot be used for certification fulfillment).

Preferred Mailing Address [Create Shipping Label](#)

* Country

* Mailing Address

* City

State/Province

* Postal Code

* Primary Phone Number	<input type="text" value="Thailand (66)"/>	<input type="text" value="080-699-6691"/>	<input type="text"/>
Alternative Phone Number	Phone Country Code <input type="text" value="-Select-"/>	Number <input type="text"/>	ext <input type="text"/>
Primary Fax Number	Phone Country Code <input type="text" value="-Select-"/>	Number <input type="text"/>	ext <input type="text"/>
Alternative Fax Number	Phone Country Code <input type="text" value="-Select-"/>	Number <input type="text"/>	ext <input type="text"/>

Email Addresses

Primary Email Address **taawaan_21@hotmail.com**
Verify Email Address

Alternative Email Address

Verify Email Address

Custom Questions

CCIE Number

CCDE Number

Would you like to receive emails about Cisco training, certifications, services, special offerings, and events?

By clicking "yes" I consent to allow Cisco and third parties who process my data on Cisco's behalf to share such Certification Data (defined as including but not limited to active status, expiration date and exam scores) as follows:

Are you a Cisco Employee?

Are you a Net Acad student?

Job Title

Do you work for a Cisco Partner or Reseller?

Net Academy Id

By clicking "yes" I consent to allow Cisco and third parties to share any or all of my Certification Data (defined as including but not limited to name, active status, expiration date, exam scores, certificate pdf) with any third party company, government body or other regulatory entity in order to verify my credentials and perform certain customer services (such services include but are not limited to payment, verification of program completion, award of funds to Cisco Learning program partners etc). You agree that Cisco shall not be liable for sharing such data.



IN NO EVENT WILL INTEGRAL7 HAVE ANY LIABILITY TO YOU OR ANY THIRD PARTY FOR ANY DAMAGES ARISING UNDER OR AS A RESULT OF THIS AGREEMENT WHICH IN THE AGGREGATE AMOUNTS TO MORE THAN US\$100. IN NO EVENT SHALL INTEGRAL7'S LICENSORS BE LIABLE UNDER OR AS A RESULT OF THIS AGREEMENT UNDER ANY CONTRACT, NEGLIGENCE, STRICT LIABILITY, OR OTHER LEGAL OR EQUITABLE THEORY FOR ANY DIRECT, SPECIAL, INDIRECT, CONSEQUENTIAL, INCIDENTAL, OR EXEMPLARY DAMAGES, OR ANY OTHER KINDS OF DAMAGES.

7. **Termination.** This Agreement shall automatically terminate, without notice, if and when you fail to comply with the terms hereof, and in any event when Customer ceases to have the right to use the System. You may terminate this Agreement at any time with written notice to us. Upon any termination of this Agreement, your license to the System shall automatically terminate, your ID shall be immediately disabled and you must destroy any and all copies you have of the System, in whole or in part, in all forms and formats. This and the prior sentence and the provisions of Sections 2, 3, 4, 5, 6 and 8 hereof shall survive the termination of this Agreement.

8. **General.** The laws of the State of Minnesota will govern this Agreement, without reference to its conflicts of law principles. The parties hereby submit to the jurisdiction of, and waive any venue objections against, the State and Federal courts located in Hennepin County, Minnesota. The United Nations Convention on Contracts for the Sale of Goods does not apply to this Agreement. If any provision of this Agreement is held to be unenforceable, that provision will be removed and the remaining provisions will remain in full force. The failure of either party to require performance by the other party of any provision hereof will not affect the full right to require such performance at any time thereafter; nor will the waiver by either party of a breach of any provision hereof be taken or held to be a waiver of the provision itself. This Agreement is the entire and exclusive agreement between you and INTEGRAL7 with respect to the subject matter hereof. You agree that we may seek remedies before the court of any competent authority of any injunctive relief in relation to any breach of this Agreement or infringement by you of our rights. You shall not export the System, or information about the System, without our express prior written consent and compliance with all laws, regulations, orders, and other restrictions on export of materials enacted in the U.S.A. By accessing or using the System, you represent and warrant that you are and will be in compliance with all such laws, regulations, orders, and other restrictions.

- เมื่อตรวจสอบข้อมูล ชื่อ-นามสกุล,ที่อยู่,อีเมลล์, ถูกต้องแล้ว เลื่อนลงมาด้านล่างสุด จะเห็นคำว่า Verify Record and Agree to License Terms Below ให้คลิกที่ตรงนั้นได้เลยนะครับ

ในกรณีที่ Authorization Code xxx หหมดอายุ ให้ใส่ CSCI ID แล้วไปดูข้อความสีแดง (If you do not have authorization code or password, you may login with the information contained in your score report: click here) แล้วกดที่ปุ่ม click here ได้เลย ดูจากรูปด้านล่างได้เลยนะครับ

CISCO

Solutions Products & Services Ordering Support Training & Events Partner Central

HOME Career Certifications & Paths
LEARNING AND EVENTS Certification Tracking System

CAREER CERTIFICATIONS AND PATHS **Account Migration**

CERTIFICATION RESOURCES **Welcome Phanthat Paja**

CERTIFICATION TRACKING SYSTEM **If you are not Phanthat Paja, please close all open browser windows and start a new session by opening a new browser window.**

About Certification Tracking System
Certification Tracking System Tool

Security notice: You are logged in with the Cisco.com ID: **taawaan_21**. If you enter your CSCO ID and Password below, you will be mapped to the Cisco.com ID: **taawaan_21** and will have to use the same Cisco.com ID to log into Certification Tracking System in the future.

In order to map your Cisco.com profile to your Certification Tracking System profile, you will need to enter your CSCO ID and your Certification Tracking System password OR the Authorization Code from your account activation email.

I am an existing candidate and I have logged in before. I am a new candidate and I have not logged in before.

CSCO ID*: CSCO ID**:

Password*: OR Authorization Code:

* Used to log into this site before ** These details can be found on the new account email sent by Credential Management.

If you do not have your authorization code or password, you may login with the information contained in your score report: [click here](#)

[Forgot your password?](#)

Click [here](#) for login assistance

- จะขึ้นหน้าต่าง Create Web Login ให้ทำการกรอกชื่อจริง และนามสกุลภาษาอังกฤษลงให้ถูกต้อง ในส่วนของ Registration ID หลังจากที่คุณกรอกข้อมูลเรียบร้อยแล้วคุณจะได้รับใบบอกคะแนนทุกท่าน Registration ID จะอยู่ในใบบอกคะแนนไปบนนั้นนั่นเอง เสร็จแล้วกดปุ่ม Submit



Create Web Login

First Name

Last Name

Registration ID

Instructions

- Enter the information in the above fields and click on "submit"
- **NOTE:** ALL of the above fields are required
- The above information can be found on any of your Cisco exam score reports.
- If you do NOT have a Cisco score report, please contact the test delivery provider that you used to take your exam. They will mail a copy of your score report to you:
 - **Pearson VUE** in US/Canada at: 1.877.404.EXAM to request a copy. All other locations please go to www.vue.com/cisco

Submit

Proprietary & Confidential
© All Rights Reserved, by Pearson.

รูปที่ 5. – กดเมนู Candidate Agreement แล้วเลือกดู (Cisco Certification and Confidentiality Agreement V18-V19) ว่าเป็น Yes แล้วหรือยัง หลังจากนั้นให้กดเมนู Certification Progress เพื่อตรวจสอบดูว่า Cert ที่สอบเสร็จไป ขึ้นวันสอบเสร็จกับวันหมดอายุแล้วหรือยัง ถ้าหากขึ้นเหมือนตามภาพแล้วแสดงว่าเราใบ Cert ของเรานั้น Process แล้ว ขั้นตอนต่อไปคือการเลือก Cert ครับ



Certification Progress

Phanthat Paja - CSC012671414

- ▼ Expand All
- ▶ Collapse All

- Logout**
Logout
- Home**
Personal Information
Update Personal Info
History
Supporting Requirements
Candidate Agreement
- Certifications**
Certification Progress
- Certification Fulfillment
Publish Credentials
- Certification Self Study**
Cisco Learning Network
- Downloads**
Get Logos
- Help**
Contact Us

	Status	Enrolled	Certified	Expires
General Certifications				
Associate				
▶ <input checked="" type="checkbox"/> CCDA	Enrolled	Aug 21, 2014		
▶ <input checked="" type="checkbox"/> CCNA Routing and Switching	Certified	Aug 21, 2014	Aug 21, 2014	Aug 21, 2017
▶ <input type="checkbox"/> CCNA Data Center				
▶ <input checked="" type="checkbox"/> CCNA SP Operations	Enrolled	Aug 21, 2014		
▶ <input checked="" type="checkbox"/> CCNA Security	Enrolled	Aug 21, 2014		
▶ <input type="checkbox"/> CCNA Service Provider				
▶ <input type="checkbox"/> CCNA Video				
▶ <input checked="" type="checkbox"/> CCNA Voice	Enrolled	Aug 21, 2014		
▶ <input checked="" type="checkbox"/> CCNA Wireless	Enrolled	Aug 21, 2014		
Professional				
▶ <input checked="" type="checkbox"/> CCDP	Enrolled	Aug 21, 2014		
▶ <input checked="" type="checkbox"/> CCNP Routing and Switching	Enrolled	Aug 21, 2014		
▶ <input type="checkbox"/> CCNP Data Center				

รูปที่ 6. – กดเมนู Certification Fulfillment เป็นขั้นตอนการเลือกใบ Cert. มีให้เลือก 2 แบบคือ

-แบบที่ 1 Hard Copy ใช้เวลาในการจัดส่ง เป็นเวลา 45 วัน หรือ 3 เดือน

-แบบที่ 2 PDF จะส่งเข้าที่ Email ภายใน 7 วัน

CISCO

1. Select Kits | 2. Confirm Information | 3. Enter Credit Card Information | 4. Print Confirmation

Purchase Kits CiscoCertificates

Default Certificate Type Preference

Please set the default kit type for your future certification kits. This will be used to determine which type of certificate you receive upon initial certification. This default preference will NOT affect additional certificates you purchase below.

Default certificate type preference:

- Printed (Hard Copy)
- Electronic (PDF via Email)

[Save Preference and Continue](#)

Cost: Certificates are priced as follows: Soft Certificates (PDF) \$3 USD. Hard Certificates (Printed) \$15 USD. Additional costs may apply based on the shipping option you select.

Instructions: From the list below, select the number of kits you would like to order next to the certification of choice.

** When choosing an Electronic Certification Kit, you will receive an email confirmation within approximately 24 hours (M-F) that it is available for download within the Certification Tracking System.

IMPORTANT: Electronic certificates are accessible for 60 days from the date of your order.

** When choosing a Printed Certification Kit, please note that kits cannot be delivered to P.O. boxes.

Electronic Certification Kits (PDF version):

# of kits	Certification	Issued Name Cisco ID	Date Expires
-----------	---------------	-------------------------	--------------

-หลังจากนั้น กดปุ่ม Save Preference and Continue

CISCO

1. Select Kits | 2. Confirm Information | 3. Enter Credit Card Information | 4. Print Confirmation

Purchase Kits CiscoCertificates

Default Certificate Type Preference

Please set the default kit type for your future certification kits. This will be used to determine which type of certificate you receive upon initial certification. This default preference will NOT affect additional certificates you purchase below.

Default certificate type preference:

- Printed (Hard Copy)
- Electronic (PDF via Email)

[Save Preference and Continue](#)

Cost: Certificates are priced as follows: Soft Certificates (PDF) \$3 USD. Hard Certificates (Printed) \$15 USD. Additional costs may apply based on the shipping option you select.

Instructions: From the list below, select the number of kits you would like to order next to the certification of choice.

** When choosing an Electronic Certification Kit, you will receive an email confirmation within approximately 24 hours (M-F) that it is available for download within the Certification Tracking System.

IMPORTANT: Electronic certificates are accessible for 60 days from the date of your order.

** When choosing a Printed Certification Kit, please note that kits cannot be delivered to P.O. boxes.

Electronic Certification Kits (PDF version):

# of kits	Certification	Issued Name Cisco ID	Date Expires
-----------	---------------	-------------------------	--------------

รูปที่ 7. – ตรวจสอบข้อมูล ชื่อ-นามสกุล, ที่อยู่, อีเมลล์, อีกครั้ง แล้วกดปุ่ม Continue

Instructions: Please confirm your mailing and email address below. Electronic certificates will be available via the Tracking System and Printed certificates will be shipped to the mailing address provided below. A valid phone number is required for Trackable Shipments. If you live in a non-English speaking country, enter your local address in the Localized Information fields below. Certificates are only available in the English language at this time.

Demographic Information

Cisco ID: CSC012671414

Testing ID: [Empty]

First Name: Phanthat

Last Name: Paja

Email Address: saawan_21@hotmail.com *A valid email address must be provided to receive shipment confirmation.

Address Information

Correspondence Address Line 1: Phaholyothin 34 Road Note that certificates and plaques cannot be sent to P.O. boxes.

Correspondence Address Line 2: Room 803.1 Soi Phat

Correspondence Address Line 3: Phaholyothin Road, 3

Correspondence City: Bangkok

Correspondence State / Province: [Empty]

Correspondence Postal Code: 10900

Correspondence Country: Thailand

Localized Information

Localized First Name: [Empty]

Localized Last Name: [Empty]

Localized Address Line 1: [Empty]

Localized Address Line 2: [Empty]

Localized Address Line 3: [Empty]

Localized City: [Empty]

Localized State / Province: [Empty]

Localized Zip: [Empty]

Localized Country: [Empty]

←

รูปที่ 8. – จะเจอหน้าต่างตามรูปด้านล่าง การเลือก Cert ครั้งแรกจะไม่เสียค่าใช้จ่าย เสร็จแล้วให้กดปุ่ม Purchase


Instructions: Please enter your credit card number and credit card expiration date. The total price includes taxes and shipping cost. **Please note that all purchases are final. There are no refunds on submitted orders.**

Order Summary	Kit Type	Quantity	Kit Cost	Shipping (Each)	Subtotal
Certificate				Total	\$0.00 USD

Credit Card Information

←

รูปที่ 9. – ถึงขั้นตอนนี้แล้ว ให้กดปิดหน้าต่างนี้ได้เลย เป็นการเสร็จขั้นตอนการรับใบ Cert.



1. Select Kits	2. Confirm Information	3. Enter Credit Card Information	4. Print Confirmation
----------------	------------------------	----------------------------------	-----------------------


Purchase Kits CiscoCertificates

Instructions: Please visit our [Online Support Tool](#) if you have any questions regarding your order.

Receipt

Amount Charged	\$0.00 USD				
Kits Purchased	<table border="1" data-bbox="815 584 1193 618"> <tr> <th>Kit</th> <th>Type</th> <th>Quantity</th> <th>Verification Code(s)</th> </tr> </table>	Kit	Type	Quantity	Verification Code(s)
Kit	Type	Quantity	Verification Code(s)		
Confirmation Number	Order total is zero dollars.				

รูปที่ 10. – กดเมนู History ตรวจสอบดูว่า ขึ้นข้อความอัปเดตอะไรบ้าง แล้วให้เข้ามาเช็คทุกวัน ถ้าขึ้นเป็นคำว่า CCNA-Kit :Mail เป็นการเสร็จสิ้นการจัดส่งใบ Cert.



History
Phanthat Paja - CSCO12671414

View: All Events
for: the last -All- OR
Date Range: to
AND Description contains Filter

*Date Range must be in MM/DD/YYYY format or it will be ignored.

EVENT DATE	EFFECTIVE DATE	EVENT TYPE	DESCRIPTION	
Aug 22, 2014	Aug 22, 2014	Fulfillment	10465818 CCNA-Kit: Address Verified By Candidate	Details
Aug 21, 2014	Aug 21, 2014	Fulfillment	10465818 CCNA-Kit: Awaiting Verification	Details
Aug 21, 2014	Aug 21, 2014	Fulfillment	10465818 CCNA-Kit: Newly Created	Details
Aug 21, 2014	Aug 21, 2014	Status Events	Enrolled in Cisco	Details
Aug 21, 2014	Aug 21, 2014	Status Events	Enrolled in Cisco TelePresence Solutions Specialist	Details
Aug 21, 2014	Aug 21, 2014	Status Events	Enrolled in Cisco Wireless Lan Implementation Spec	Details
Aug 21, 2014	Aug 21, 2014	Status Events	Enrolled in Cisco Data Center Unified Computing Support Specialist	Details
Aug 21, 2014	Aug 21, 2014	Status Events	Enrolled in CCNA Wireless	Details

สำหรับขั้นตอนการรับ Cert ก็มีประมาณนี้แหละครับ ถ้าหากมีอะไรเปลี่ยนแปลงผมจะมาอัปเดตให้ใหม่ครับ และสุดท้ายนี้ผมหวังว่า บทความนี้จะประโยชน์สำหรับผู้ทำสอบ Cert เสร็จแล้วแต่ยังไม่ทราบวิธีการรับ Cert นะครับ หากผิดพลาดประการใดผมต้องขออภัยมา ณ ที่นี้ด้วยนะครับ ขอขอบคุณครับ